 <p>CD- 191800</p>	<h1>NEW MEXICO CORRECTIONS DEPARTMENT</h1> <p>"We commit to the safety and well-being of the people of New Mexico by doing the right thing, always." Courage Responsibility Ethics Dedication - CREDibly serving the public safety of New Mexico</p>	
	ISSUE DATE: 04/14/90	REVIEWED: 08/31/18
	EFFECTIVE DATE: 04/14/90	REVISED: 04/20/15
TITLE: Academy Firearms Qualification		

AUTHORITY:

- A. NMSA, 1978, Section 33-1-6, as amended.
- B. Policy *CD-000100*

REFERENCE:

- A. ACA Standards 1-CTA-3A-16, 1-CTA-3A-17, 1-CTA-3A-23, 1-CTA-3A-24, 1-CTA-3B-08, 1-CTA-3B-09 and 1-CTA-3B-10, *Standards for Correctional Training Academies, 1st Edition*.
- B. TB MED 502, Occupational Safety and Health Respiratory Protection Program.
- C. 29 CFR 1910, Section 1025, Lead (1910. 1025), National Guard Range Manual.
- D. ANSI Z87.1 Occupational Eye and Face Protection.

PURPOSE:

To establish procedures for the use and control of firearms, chemical agents, and related equipment made available to employees for training and other situations and to established procedures for the proper management and use of the New Mexico Corrections Firing Range with regard to the safety and health of all users.

APPLICABILITY:

To all employees of the New Mexico Corrections Training Academy (NMCTA) and instructors' assigned to perform duties involving the use and storage of weapons, chemical agents, and related equipment.

FORMS:

- A. **Firearms Range Score Sheet- Shotgun** form (*CD-191801.1*)
- B. **Firearms Range Score Sheet- Handgun** form (*CD-191801.2*)
- C. **Firearms Range Score Sheet-Rifle** form (*CD-191802.3*)
- D. **Firearms Range Score Sheet- Night Fire** form (*CD-191801.4*)
- E. **Weapon Repair** form (*CD-191801.5*)
- F. **Academy Range Safety Regulations Acknowledgment** form (*CD-191801.6*)

ATTACHMENTS:

- A. **Academy Range Safety Regulations Attachment** (*CD191801.A*) (3a Pages)

- B. **Shotgun - Range Activity** Attachment (CD-191801.B)
- C. **Handgun – Range Activity** Attachment (CD-191801.C) (4 Pages)
- D. **Rifle – Range Activity** Attachment (CD-191801.D)

DEFINITIONS:

- A. Ammunition: Any ammunition approved for use at the firing range, and designated by department policy and procedure.
- B. Armory: A secured depository within the Corrections Academy Administration Building.
- C. Chemical Agents: CS chemical munitions, smoke munitions, and chemical aerosol (Oleoresin Capsicum), which may be used to conduct practical exercises in the use of chemical agents training.
- D. Chemical Agent Related Equipment: Gas masks, 37mm or 40mm gas grenade launchers, and Pepper ball.
- E. Lethal Equipment: Equipment, which is designed for use as deadly force, firearms.
- F. Non-Lethal Equipment: Equipment which, when used properly by trained individuals, would have a non-deadly effect, chemicals or batons.
- G. Firearms Instructor: An individual who has been certified to conduct firearms training by a recognized authority and **approved by the NMCTA Director or designee** and whose certification or re-certification has taken place within three years of the current date.
- H. Range Operator: An individual who has been certified through the NMCTA to conduct accurate record keeping of qualification scores, conducting qualification courses of fire, giving range commands for the department and enforcing range rules.
- I. Line safety officer: A security/ instructor, non-probationary staff member who will assist in enforcing range rules and ensure that shooters follow the range commands and stops training in the event of an unsafe act.
- J. Official Range Use: Training conducted for New Mexico Corrections Department (NMCD) purposes or for other law enforcement.
- K. Unofficial Range Use: Personal use by NMCD personnel or personnel of other law enforcement.
- L. Weapons: Firearms, i.e., handguns, shotguns, and rifles which may be used in conducting firearms training.

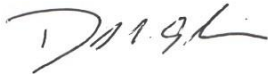
- M. Weapon Familiarization: To become familiar with the safety methods, weapons handling, and of weapon use.
- N. Weapon Qualification: To achieve a passing qualification score on the firing range course of fire.
- O. Weapons Related Equipment: Ammunition, ballistic vests, targets, ear and eye protection, range supplies, cleaning supplies, and related equipment which may be worn or used during firearms training.

POLICY:

It is the policy of the New Mexico Corrections Training Academy (NMTCA) that strict adherence to the procedures set forth in this policy governing the use and control of firearms, chemical agents, and related equipment is enforced.

- A. All firearm instructors shall be certified by a competent authority to conduct such training. [1-CTA-3A-16]
- B. Firearms training courses will cover the use, safety, and care of firearms and the constraints on their use. Courses must include a demonstration of individual student competency. [1-CTA-3A-23]
- C. There shall be detailed direction for the conduct and supervision of all training involving the use of firearms and chemical agents. [1-CTA-3B-10]
- D. All instructors authorized to train others in the use of chemical agents shall have been certified by a competent authority to conduct such training. All instructors shall be trained in the treatment of individuals exposed to a chemical agent. [1-CTA-3A-17]
- E. Chemical agents training courses must cover the use and handling of chemical agents, as well as the treatment of individuals exposed to a chemical agent. Courses must include a demonstration of individual student competency. [1-CTA-3A-24]
- F. The type and quantity of equipment available shall be determined on the basis of Academy training needs with consideration given to the needs of the institutions.
- G. Inmates will never be given access to the armory or areas where employees are assigned or issued weapons.
- H. Students will use only firearms, chemical agents, and related equipment issued and approved by the Academy.
- I. Weapons shall not be removed from NMCD property without prior approval from the Director. Weapons may be used at approved training facilities for approved training courses, but must return as soon as practical upon completion of training to the armory.


- J. Armory is protected by a dual-locking device to include a titanium steel padlock, an electronic alarm system and a Folgers Adams locking device that are on a heavy metal door. Armory keys shall be permitted to only the NMCTA Director and his designee(s).
- K. Procedures governing the use of firearms shall include the following: **[1-CTA-3B-08]**
- Weapons shall be subject to stringent safety regulations and inspections.
 - Employees carrying and/or handling firearms do so only in areas that are inaccessible to inmates.
 - Employees supervising students shall follow specific procedures for ensuring the security of the weapons.
- L. The NMCTA will provide for the safe unloading and reloading of firearms. **[1-CTA-3B-09]**



David Jablonski, Secretary of Corrections
New Mexico Corrections Department

08/31/18

Date

 <p>CD- 191801</p>	<h1 style="text-align: center;">NEW MEXICO CORRECTIONS DEPARTMENT</h1> <p style="text-align: center;"><small>"We commit to the safety and well-being of the people of New Mexico by doing the right thing, always." Courage Responsibility Ethics Dedication - CREDibly serving the public safety of New Mexico</small></p>	
	ISSUE DATE: 04/14/90	REVIEWED: 08/31/18
	EFFECTIVE DATE: 04/14/90	REVISED: 04/20/15
TITLE: Academy Firearms Qualification		

AUTHORITY:

Policy *CD-191800*

PROCEDURES:

A. Use of Firearms, Chemical Agents, and Related Equipment:

1. Use of firearms, chemical agents, and related equipment by students will only be under the direct supervision of an instructor who has been certified by a competent authority to conduct such training. **[1-CTA-3A-16]**
2. Only personnel trained as chemical agent instructors by competent authority recognized by the New Mexico Corrections Department shall train others in the use of chemical agents. Instructor training must include the treatment of individuals exposed to a chemical agent. **[1-CTA-3A-17]**
3. At least one (1) certified firearms instructor and one (1) safety officer will be present for any range training.
4. Student firearms will not be loaded except at the range.
5. Students shall receive appropriate, documented classroom training on firearms, chemical agents, and related equipment prior to entering the range. Classroom training shall include the use, safety, and care of firearms, the constraints on their use, the use and handling of chemical agents, and treatment of individuals exposed to a chemical agent. Both firearm and chemical agent courses shall include demonstrations of individual student competency. **[1-CTA-3A-23] [1-CTA-3A-24]**
6. There shall be detailed direction for the conduct and supervision of all training involving the use of firearms and chemical agents. **[1-CTA-3B-10]**

B. The Range Master shall: [1-CTA-3B-08]

1. Provide firearms training for Correctional Officer Cadets and other staff as scheduled.

2. Verify or confirm use of the Penitentiary of New Mexico (PNM) outdoor firing range (or other suitable range) prior to departing for the range.
3. Provide for the safe loading and unloading of firearms: [1-CTA-3B-09]
 - ✓ Loading (Rifle, Handgun and Shotgun): Weapons will only be loaded and unloaded at the firing range or in the loading and clearing tube. The range officer will remove the handgun, shotgun, or rifle from the weapons rack or carrying cases ensure the weapon is unloaded and in the “safe” condition and fingers are kept off the trigger, and then inspects the firearm for serviceability. The student will receive the handgun, shotgun, or rifle with action open, ensuring it is still in the “safe” condition, draw to the low-ready position, place the muzzle of the weapon in the loading and clearing tube or point the muzzle down-range. Upon command the student will then close the action, draw a loaded magazine, or shells from pouch and inserts it/them into the weapon. Upon command, the weapon is removed from the loading and clearing tube; the student will keep their fingers off of the trigger, ensure the weapon is still on “safe” condition and continue to either holster or sling the weapon. While at the firing range, upon completion of loading the weapon the student will holster or sling the weapon upon command.
 - ✓ Unloading (Rifle, Handgun): Upon range officer command, the student will ensure the weapon is on “safe” condition, place the muzzle of the weapon in the loading and clearing tube or point it down-range. Upon command the student will remove the magazine from the magazine well, lock-slide to the rear then visually and manually inspect the cone of the barrel for any ordnance. The student will then hand the weapon to the range officer. The range officer will ensure the weapon is still on “safe” condition, inspect the weapon and place in either in a gun case or gun rack.
 - ✓ Unloading (Shotgun): Upon range officer command, the student will ensure the weapon is on “safe” condition and place the muzzle of the weapon in the loading and clearing tube or point it down-range. Upon command, the student will press the double-action release and simultaneously slide the fore-end to the rear, opening the action then visually and manually inspect the weapon for any ordnance. The student will then hand the weapon to the range officer. The range officer will ensure the weapon is still on “safe” condition, visually inspect the weapon and then place the weapon in a gun case or gun rack.
4. Ensure that vehicles are parked in appropriate areas.
5. Request a means of communication in event of an emergency.
6. Inspect the range for operating condition and post targets.


7. Ensure that students are briefed on the area surrounding the range and the need to control the muzzles of weapons.
8. Organize students into first line and second line of shooters.
9. Ensure qualification the Firearms Range Score Sheets score work sheets are maintained while at the range. All data shall be promptly and accurately recorded using the **Firearms Range Score Work Sheet Shotgun** form (CD-191801.1), **Firearms Range Score Work Sheets Handgun** form (CD-191801.2) (2 Pages), or the **Range Score Work Sheet Rifle** form (CD-191801.3).
10. Ensure weapon and ammunition accountability is maintained. Record any weapon malfunctions on the **Weapon Repair** form (CD-191801.5) and submit it to the senior firearms instructor for transfer to the Armory Ammunition Log. Documentation will be maintained on each firearm, recording, but not limited to, the following items:
 - a. Weapon serial number, manufacturer and caliber.
 - b. Any maintenance actions.
11. Ensure personnel accountability is maintained.
12. Ensure all instructors and students on the firing line are wearing ballistic vests, if available, ear, and eye protection. All shooters needing prescription glasses or contact lenses will be required to wear their glasses or contact lenses during range training.
13. Ensure the safe and orderly operation of the line of fire.
14. Have the students conduct safety checks on weapons, prior to live fire.
15. Ensure that only certified firearms instructors and designated line safety officers are permitted on the firing line with students while training or qualification is taking place.
16. Ensure that certified firearms instructors and designated line safety officers enforce all range safety rules equally in accordance with the **Academy Range Safety Regulations** Attachment (CD-191801.A) and that all students complete and sign the **Academy Range Safety Regulations Acknowledgment** form (CD-191801.6)
17. Ensure weapons are cleared and placed on “safe” and/or holstered before they are removed from the firing line.
18. Ensure all equipment is accounted for and targets are removed.

19. Once all authorized personnel and vehicles are outside the range area, secure entrance gates to the range and lower the red range flag.

C. Range Training and Qualification Courses: [1-CTA-3A-23]

Qualification or familiarization range training is required with the rifle, shotgun, and handgun, based on time, weather, resource availability and requirements.

1. Students will have four (4) attempts to achieve a qualifying score with the handgun, rifle and shotgun. Any additional attempts may be authorized by the Director or Designee on a case-by-case basis. Written firearms exam will be administered and an 80% or better is required to successfully pass and be certified in firearms. Failure to achieve a qualifying score in the written and the practical may result in dismissal from the program.
2. Successful completion and certification in firearms requires the proper knowledge and practical demonstration of all weapons. Any unsafe acts involving firearms may result in dismissal from the program.
3. The **Shotgun - Range Activity** Attachment (*CD-191801.B*), **Handgun – Range Activity** Attachment (*CD-191801.C*) (4 Pages), **Rifle – Range Activity** Attachment (*CD-191801.D*) and other appropriate forms shall be utilized to direct and document all activities listed in 1 through 3 above. The Training Academy utilizes all or segments of three courses of fire (DPS, NMCD and NRA).
4. Range activity and courses of fire may be modified to meet unavoidable schedule, weather changes or training needs. Changes must have prior approval by the Director or his or her designee. The Director or designee must also be advised in writing upon return from the range via email or memorandum.



David Jablonski, Secretary of Corrections
New Mexico Corrections Department

08/31/18

Date

NEW MEXICO CORRECTIONS DEPARTMENT
Range Work Sheet
Shotgun

Class # _____

Dates: _____ Familiarization Qualification Both

Name	Weapon Serial #	1 st 00 Shot	2 nd 00 Shot	3 rd 00 Shot	4 th 00 Shot	Qualifi- -cation	1 st Slug	2 nd Slug	3 rd Slug	4 th Slug	Qualifi- -cations	NOTES

Notes: 1. Jerking Finger 2. No Follow Thru 3. Improper Breathing 4. Improper Grip 5. Improper Sight Alignment, Sight Picture

Firearms Instructor: _____ / _____
Print Sign

Firearms Instructor: _____ / _____
Print Sign

Range Operator: _____ / _____

ID#: _____

NEW MEXICO CORRECTIONS DEPARTMENT

Range Work Sheet
Shotgun Night Fire

Class # _____

Dates: _____ Familiarization Qualification Both

Name	Weapon Serial #	1 st 00 Shot	2 nd 00 Shot	3 rd 00 Shot	4 th 00 Shot	Qualifi -cation	1 st Slug	2 nd Slug	3 rd Slug	4 th Slug	Qualifi -cation	NOTES

Notes: 1. Jerking Finger 2. No Follow Thru 3. Improper Breathing 4. Improper Grip 5. Improper Sight Alignment, Sight Picture

Firearms Instructor: _____ / _____
Print Sign

Firearms Instructor: _____ / _____
Print Sign

Range Operator: _____ / _____

ID#: _____

NEW MEXICO CORRECTIONS DEPARTMENT
Range Work Sheets
Handgun

Class # _____

Dates: _____ Familiarization Qualification Both

Name	Weapon Serial #	Familiarization 50 Rounds	1st Attempt	2 nd Attempt	3 rd Attempt	4 th Attempt	Qualifi- cation	Notes

Notes: 1. Jerking Finger 2. No Follow Thru 3. Improper Breathing 4. Improper Grip 5. Improper Sight Alignment, Sight Picture

Firearms Instructor: _____ / _____
Print Sign

Firearms Instructor: _____ / _____
Print Sign

Range Operator: _____ / _____

ID#: _____

NEW MEXICO CORRECTIONS DEPARTMENT
Range Work Sheets
Handgun Night Fire

Class # _____

Dates: _____ Familiarization Qualification Both

Name	Weapon Serial #	Familiarization 50 Rounds	1st Attempt	2 nd Attempt	3 rd Attempt	4 th Attempt	Qualification	Notes

Notes: 1. Jerking Finger 2. No Follow Thru 3. Improper Breathing 4. Improper Grip 5. Improper Sight Alignment, Sight Picture

Firearms Instructor: _____ / _____
Print Sign
Firearms Instructor: _____ / _____
Print Sign

Range Operator: _____ / _____ ID#: _____

NEW MEXICO CORRECTIONS DEPARTMENT
Night Fire

Handgun Shotgun Rifle

Class # _____

Dates: _____ Familiarization Qualification Both

Name	Weapon Serial #	Familiarization	1st Attempt	2 nd Attempt	3 rd Attempt	4 th Attempt	Qualification	Notes

Notes: 1. Jerking Finger 2. No Follow Thru 3. Improper Breathing 4. Improper Grip 5. Improper Sight Alignment, Sight Picture

Firearms Instructor: _____ / _____
Print Sign

Firearms Instructor: _____ / _____
Print Sign

Range Operator: _____ / _____

ID#: _____

NEW MEXICO CORRECTIONS DEPARTMENT
Weapon Repair Form

Weapon Repair:

Weapon Serial #	Occurrence

Submitted By: _____ **Date:** ____/____/____

NEW MEXICO CORRECTIONS DEPARTMENT
Academy Range Safety Regulations

- A. The range master runs the range. The range master and safety officers will enforce range rules.
- B. When reporting to the range, firearms will be transferred to range master to be secured in a holster or transportation device case.
- C. Weapons will remain holstered behind the firing line at all times. Dry firing is prohibited behind the firing line.
- D. Commands to load unload, and fire will be given by the range master.
- E. A whistle burst means cease firing.
- F. Only double action firing is allowed, unless instructed otherwise.
- G. When drawing or holstering the firearm, your finger must be on the side plate or slide area of your firearm.
- H. All shooters will remain on the firing line at all times. Permission must be granted to advance or leave the line.
- I. Un-holstered firearms will be pointed down range at all times. Firearms will not be un-holstered unless instructed to do so. Control the muzzle of the firearm, i.e., rifle, shotgun, handgun, at all times. No turning around on the firing line unless instructed to do so.
- J. During firing, if a weak or unusual report is heard or if there is an ammunition or weapon malfunction, the student will keep the weapon pointed at the target, verbally inform the instructor and clear the weapon. (Misfire, hang-fire, squib load).
- K. Ballistic Vests, ear, and eye protection will be worn at all times when on the firing line and as an observer.
- L. No Smoking, chewing tobacco, beverages or food permitted on the firing line.
- M. Safety or rule violations will result in removal from the firing line or range.
- N. Horseplay, practical jokes, or other such action is prohibited.

NEW MEXICO CORRECTIONS DEPARTMENT
Academy Range Safety Regulations
(Continued)

- O. Any shooter who appears to be inebriated or has consumed alcoholic beverages, drugs or any medication that may impair the shooter's ability will be removed from the range and subject to dismissal from the program. The Firearms Instructor will then submit a written report to their immediate supervisor and HR for disciplinary action up to include dismissal.
- P. If during qualification you have more than one (1) extra bullet hole on your target your score and the score of the person who shot at your target will be disqualified. For the individual who has the extra bullet holes, this will not count as one of his or her four (4) chances to qualify. The person who shot at the target will have used one of their four (4) turns to qualify.

.....
WHO CAN CALL A CEASE FIRE? ANYONE!

CAUTION: Lead contaminants can be hazardous to both females and males; they can also be harmful to the fetus of a pregnant female.

While at the firing range, ensure that your hands do not have contact with any area of your face.

Everyone needs to wash their hands with soap and water after range activity and before eating and handling food.

Successful completion and certification in firearms requires a passing qualification score in the use of all weapons, and the written exam. It also requires the proper knowledge and practical demonstration of the proper use of all weapons. Any unsafe acts involving firearms many result in dismissal from the program.

.....
RANGE COMMANDS ----- VERBAL

- A. "Fire" – at target (verbal command) "Ready --- Fire": (Only when the word "FIRE" has been given will you place your finger on the trigger).
- B. "Cease Fire" – stop firing immediately. (Or when you hear a whistle burst).
- C. Firing Line – Where shooting is taking place.
- D. "Load" – load the number of rounds as instructed. **CAUTION:** Always keep barrel down in the low ready position.
- E. "Unload" – remove all rounds from firearms.

NEW MEXICO CORRECTIONS DEPARTMENT

NMCTA Range Safety Regulations

VERBAL (Continued)

- F. “Is the Line Ready?” If you are ready to fire and completely understand the commands and instructions that have been given, then stand-by. If you are not ready, raise your voice and verbally inform the instructor, keeping the barrel pointed down range.
- G. “The Line is Not Ready” – all shooters stand easy, problem on the line.
- H. “The Line is clear” – all firearms are holstered.
- I. Hot Line – firearms are loaded or shooters are firing.
- J. “Ready Position” – muzzle down range, 45 degree angle in front of shooter.
- K. “Outdoor Face” – Shooters face away from targets
- L. “Indoor Face” – Shooters face targets.

.....
SAFETY RULES

1. Treat every weapon as if loaded.
 2. Never point a firearm, loaded or unloaded, at anyone you do not intend to shoot, nor in a direction where unintentional discharge could cause injury or damage. (Even when dry firing).
 3. Keep your finger off the trigger and out of the trigger guard until on target and ready to fire.
 4. Be sure of your target and what’s beyond.
 5. While on the firing if anything is dropped on the ground, advise the instructor.
-

RANGE PROTOCOL

- A. The range master has ultimate authority on the range.
- B. The decision of the range master is final.
- C. The range master will appoint range operators and line safety officer(s).
- D. Range operators will:
 - ✓ Report to the range master
 - ✓ Call the courses of fire
 - ✓ Score targets; document scores
 - ✓ Promote safety and enforce rules, procedures, regulations
 - ✓ Conduct range exercises
- E. Line safety officer(s) will:
 - ✓ Ensure shooter observe and follow Range Safety Rules
 - ✓ Perform other Range tasks as necessary to promote safety and enforce rules, procedures and regulations.
 - ✓ Stop training in the event of an unsafe act.
 - ✓ Observe shooters on the firing line.

NEW MEXICO CORRECTIONS DEPARTMENT

Academy Range Safety Regulations Acknowledgment

I have read and understand all range rules and regulations. I am aware that failure to follow all range rules shall result in removal from the range and/or disciplinary action:

Name: _____

Class Number: _____ Last Four SSN: _____

Signature: _____ Date: _____

NEW MEXICO CORRECTIONS DEPARTMENT
Shotgun - Range Activity

Familiarization

- A. Student will demonstrate:** *(All demonstrated with 12 gauge dummy rounds)*
- Proper load and unload from magazine *(not working rounds through the chamber)*
 - Safe condition and inspection check
 - Clear condition
 - Loader safe condition
 - Armed safe condition
 - Armed condition
 - Cruiser/TAC loading
 - Combat loading

- B. Student will dry fire the qualification course with dummy rounds for warm-up.** *(This is for the purpose of checking proper stance, body position, and the proper alignment of muzzle to target.)*

Qualification Course – 12 gauge shotgun

15 Yard Line 5 rounds 00 Buck	Shooter in standing position, with shotgun in shoulder at the ready position – On command to fire, shooter fires all 5 rounds to include combat load	11 seconds Student will be in loader safe condition.
20 Yard Line 5 rounds 00 Buck	Shooter low ready cruiser loads two rounds, action closed, on command fires two rounds. Goes kneeling combat loads one round cruiser loads/tac loads two round and fires three rounds	20 seconds Student will be in loader safe condition.
25 Yard Line 5 rounds Rifle slug	Shooter in standing position, with shotgun in shoulder at the ready position – On command to fire, shooter fires all 5 rounds to include combat load	20 seconds Student will be in loader safe condition
50 Yard Line 5 rounds Rifle slug	Shooter point shoulder position combat loads first round, cruiser loads 4 rounds Fires 2 rounds standing, goes kneeling and fires remaining 3 rounds.	30 seconds Student will be in armed safe condition. 2 standing 3 kneeling

Scoring:	Buckshot: Maximum score possible is 90 points with 9 pellet buckshot, 80 points with 8 pellet buckshot. 1 point for each hit in Zone 4 Slug: 10 points for the rifle slug. 1 point for each hit in zone 2. Shooter must score at least six hits in Zone 2 with rifled slug to qualify.
Condition:	90pts / 80pts minimum qualification score , Zone 4 Slug: 6 of 10 slug’s minimum qualification, Zone 2. NM-DOC-Q / target or any Academy approved target 12ga. – 00 buck 8/9 pellet ammunition 12ga. – Rifle slug ammunition

NEW MEXICO CORRECTIONS DEPARTMENT
Shotgun Night Fire-Qualification Course

Range is "HOT" shooter will ensure a weapon inspection is done by the shooter and instructor.

- Instructor will emphasize muzzle and trigger finger discipline.
- Instructor will check light sources are appropriate for the course.
- Shooter will not be told to reload, except when firing the reload drill.
- Instructor ratio for night fire must be adhered in order to ensure safety due to limited visibility by both shooters and instructors.

00 BUCKSHOT

YARD LINE	COURSE DESCRIPTION	ROUNDS	TIME
7 YARD LINE	SHOOTER LOW READY, CRUISER LOADS THREE ROUNDS ACTION CLOSED, ON COMMAND FIRE TWO ROUNDS, CRUISER LOADS/TAC LOADS ONE ROUND AND FIRES 2 ROUNDS.	4	12 SECONDS
15 YARD LINE	SHOOTER LOW READY CRUISER LOADS TWO ROUNDS ACTION CLOSED, ON COMMAND FIRE TWO ROUNDS, GOES KNEELING COMBAT LOADS ONE ROUND CRUISER LOADS/TAC LOADS ONE ROUND AND FIRES TWO ROUNDS	4	25 SECONDS
20 YARD LINE	SHOOTER LOW READY, CRUISER LOADS TWO ROUNDS ACTION CLOSED, ON COMMAND FIRES ONE ROUND GOES KNEELING, FIRES ONE ROUND	2	10 SECONDS

This is a 10 round course of fire utilizing Low light conditions and or use of vehicle lights.

CONDITIONS:

One car (with lights on) will be placed at approximately the thirty (30) yard line for every (4) four students. *(This is to simulate an ordinary night time street light atmosphere.)*

SCORING:

- NM-DOC-Q / target or any approved Academy target
- One point for each Hit inside the silhouette
- 80 (with 8 pellet)/ 90 (with 9 pellets) points minimum qualification for Basic Cadet Course.

NEW MEXICO CORRECTIONS DEPARTMENT

Handgun - Range Activity

A. Student will demonstrate with an empty handgun. (Familiarization Only):

Academy Requirement:

- Proper inspection check
- Proper draw and re-holster
- Proper grip and stance
- Proper trigger squeeze while dry firing
- Will practice proper sight alignment and sight picture
- Proper reloading techniques

B. Student will fire 50 rounds of the following:

Practice course

- (4) rounds strong hand
7 yard line
- (4) rounds weak hand
7 yard line

(4) rounds	15 yard line Shooter draws, goes into a kneeling position and fires two rounds.
(4) rounds	25 yard line Shooter draws from the holster goes into a kneeling position behind barricade and fires two rounds.
(12) rounds	(2) rounds at a time x 6 on command, low ready position finger outside the trigger guard. 7 yard line, (2 seconds optional)
(12) rounds	(2) rounds at a time x 6 on command from the holster, 7 yard line, (2 seconds optional)
(6) rounds	(3) rounds (“failure drill”), 2 center mass, 1 head shot x 2, from the low ready, 3 yard line, (4 seconds optional)
(4) rounds Weapon Retention	(Hip shooting) (2) rounds at a time x 3 on command from holster. Student will hold collar or grab belt behind back with the weak hand to insure weak hand is out of the line of fire, 3 yard line, (2 seconds optional)

Scoring:

Can be used to develop student fundamental as practice prior to familiarization / qualification scoring.

- NM-DOC-Q / target or any approved Academy target
- Each Hit inside the inner ghost ring / Zone 1 = 2 points
- Each Hit on the outer ghost ring / Zone 2 = 1 point
- Hits outside of the ghost rings / Zones but still on silhouette scores zero (0) points

NEW MEXICO CORRECTIONS DEPARTMENT

Handgun – Range Activity (Continued)

HANDGUN QUALIFICATION COURSE

(50 Rounds)

- 1 yard line-** Shooter draws to a weapon retention or disengagement position and fires two rounds.
2 rounds x 2 seconds (2x) (*This drill is in response to a gun grab attempt.*)
- 5 yard line-** Standing position, shooter draws and fires two rounds, reloads, and fires two more rounds, may be speed or tactical.
4 rounds x 10 seconds (1x) (*This drill develops reloading skills while maintaining visual contact with the target.*)
- 5 yard line-** Standing position, low ready, fire two rounds.
2 rounds x 2 seconds (3x) (*This drill develops rapid multiple hits on a target.*)
- 7 yard line-** Standing position, shooter draws and fires a failure drill. Two shots center mass and one to the head.
3 rounds x 5 seconds (2x)
- 7 yard line-** Standing position, low ready fire two rounds.
2 rounds x 2 seconds (3x) (*This drill develops rapid multiple hits on a target.*)
- 7 yard line-** From a weak hand low ready position, shooter fires two rounds weak hand only.
2 rounds x 3 seconds (2x) (*This drill develops weapon proficiency with the weak hand in the event the strong hand is disabled.*)
- 15 yard line-** Shooter draws, goes into a kneeling position and fires two rounds.
2 rounds x 5 seconds (2x) (*This drill develops rapid multiple hits on a target at increased distance.*)
- 15 yard line-** Standing position, shooter draws and fires two rounds.
2 rounds x 4 seconds (2x) (*This drill develops weapon proficiency at increased distance while maintaining minimal exposure.*)
- Barricade Course**
- 7 yard line-** From a standing position behind a barricade fire two rounds. Kneel behind the barricade, reload and fire two more rounds. This may be tactical or speed load.
4 rounds x 10 seconds (2x)
(*This drill develops reloading skills while maintaining visual contact behind a barricade.*)
- 25 yard line-** Shooter draws from the holster goes into a kneeling position behind barricade and fires two rounds.
2 rounds x 5 seconds (1x)
(*This drill develops weapon proficiency from the low barricade at increased distance.*)
- 25 yard line** Shooter draws from the holster goes into a roll over prone position behind barricade and fires two rounds.
2 rounds x 10 seconds (1x) (*This drill develops weapon proficiency from the low barricade at increased distance.*)

Scoring:

- NM-DOC-Q / target or any approved Academy target
- Each Hit inside the inner ghost ring / Zone 1 = 2 points
- Each Hit on the outer ghost ring / Zone 2 = 1 point
- Failure Drill headshot= 2 points
- Hits outside Zones 1 and 2 score (0) points
- 100 pts. max score – 80 pts. minimum score

NEW MEXICO CORRECTIONS DEPARTMENT

NIGHT FIRE – 50 ROUNDS – HANDGUN

5 yard line (6 rounds) 5 seconds	Low ready position (failure drill) 2 rounds center mass 1 round to head (2x)
5 yard line (6 rounds) 2 seconds	Low ready positions 2 rounds (3x)

Flashlight used for the Failure drill

7 yard line (6 rounds) 4 seconds	From holstered position draw and fire 2 rounds (3x) flashlight / weapon light optional
7 yard line (6 rounds) 3 seconds	Low ready position 2 rounds (3x) flashlight / weapon light optional
7 yard line (6 rounds) Failure drill 5 seconds	Low ready position 2 rounds center mass 1 round to head (2x) flashlight required

Headlights/overheads used for next three drills

10 yard line (8 rounds)	From holstered position draw and fire 2 rounds, reload fire 2 more x 10 seconds (2x)
10 yard line (8 rounds)	Low ready position fire 2, reload 2 and fire x 8 seconds (2x)
10 yard line (2 rounds)	Low ready fire 2 x 3 seconds (1x)
10 yard line (2 rounds)	From holstered position draw and fire 2 rounds x 4 seconds (1x)

CONDITIONS:

- One car (with lights on) will be placed at approximately the thirty (30) yard line for every four (4) students. *(This is to simulate an ordinary night time street light atmosphere.)* Firing position standing is a 2 hand hold
-
- 1x=1 time, 2x=2 times, 3x= 3 times
- NM-DOC-Q / target or *any Academy approved target*

SCORING:

- NM-DOC-Q / target or any approved Academy target
- Each Hit Zone 1 = 2 points
- Each Hit Zone 2 = 1 point
- Failure Drill headshot= 2 points
- Hits outside Zones 1 and 2 score (0) points
- 100 pts. max score – 80 pts. minimum score

NEW MEXICO CORRECTIONS DEPARTMENT
Rifle – Range Activity

A. Familiarization Exercise:

- Have students get comfortable in all shooting positions with rifle and dry fire prior to giving live rounds.
- Brief on proper safety procedures with the rifle
- Pistol Grip Stock Weld / Cheek Weld
- Check Breath Control
- Trigger Squeeze / Follow Thru
- Body Position
- Sight alignment and sight picture
- NM-DOC-Q Target or any Academy approved target

B. 1st shooting position will be standing position

C. Targets will be checked periodically.

D. SCORING:

- NM-DOC-Q target or any approved Academy target
- 5 pts inside Zone 1
- 4 pts inside / Zone 2
- 3 pts on silhouette / Zone 4
- **Student must achieve a qualification score of 160 or better, maximum score is 200.**

RIFLE FAMILIARIZATION / QUALIFICATION COURSE

(40 rounds)

25 yard line 2 mags w / 2 rounds	Standing position, shooter at low ready, half load , and safety on. On command chambers a round, fires two rounds, reloads, fires to more rounds.	11 seconds w / mag change
50 yard line 2 mags w / 3 rounds	Shooter at low ready, half load , safety on. On command chambers a round, goes kneeling, fires three rounds, reloads, fires three more rounds.	18 seconds w / mag change
50 yard line 2 mags w / 3 rounds	Shooter at low ready, full load , safety on. On command goes prone and fires three rounds.	18 seconds w / mag change
75 yard line 2 mags w / 3 rounds	Shooter at low ready, half load , safety on. On command chambers a round, goes kneeling, fires three rounds, reloads, fires thee more rounds.	20 seconds w / mag change
75 yard line 2 mags w / 3 rounds	Shooter at low ready, full load , safety on. On command goes prone and fires three rounds, reloads, fires three more rounds.	20 seconds w / mag change
100 yard line 2 mags w / 3 rounds	Shooter at low ready, half load , safety on. On command chambers a round, goes kneeling, fires three rounds, reloads, fires three more rounds.	25 seconds w / mag change
100 yard line 2 mags. w / 3 rounds	Shooter at low ready, full load , safety on. On command goes prone and fires three rounds, reloads, fires three more rounds.	25 seconds w / mag change